


# The Ultimate Guide to Training Your Cat to Do Tricks

Cats are known for their independent nature, but with patience and dedication, you can train your furry friend to perform amazing tricks. From simple commands like "sit" and "stay" to advanced routines that will amaze your friends and family, there's no limit to what your cat can learn. This comprehensive guide will cover everything you need to know about cat training, from choosing the right treats to using positive reinforcement. We'll also provide step-by-step instructions for teaching your cat a variety of tricks, from basic to advanced.



## How to Train Your Cat to do Tricks by Maggie Weldon

★★★★☆ 4 out of 5

Language	: English
File size	: 369 KB
Text-to-Speech	: Enabled
Screen Reader	: Supported
Enhanced typesetting	: Enabled
Print length	: 8 pages
Lending	: Enabled



## Choosing the Right Treats

The key to successful cat training is using high-value treats that your cat loves. Some good options include:

- Small pieces of cooked chicken or fish

- Catnip
- Cheese
- Tuna
- Commercial cat treats

It's important to find a treat that your cat is really motivated by, as this will make the training process more enjoyable for both of you. You may need to experiment with different treats to find what works best for your cat.

## **Using Positive Reinforcement**

Positive reinforcement is the most effective way to train cats. This means rewarding your cat for desired behaviors, rather than punishing them for unwanted behaviors. When your cat performs a trick correctly, give them a treat and plenty of praise. This will help them to associate the trick with something positive, and they will be more likely to repeat the behavior in the future.

It's important to be patient and consistent when training your cat. Don't get discouraged if they don't learn a trick right away. Just keep practicing and rewarding them for their progress, and they will eventually get it.

## **Clicker Training**

Clicker training is a great way to train your cat because it allows you to mark the exact moment that your cat performs a desired behavior. This helps them to understand what you want them to do, and it can make the training process faster and more efficient.

To clicker train your cat, you will need a clicker and some high-value treats. When your cat performs a desired behavior, click the clicker and then immediately give them a treat. This will help them to associate the clicker sound with something positive, and they will be more likely to repeat the behavior in the future.

## **Teaching Your Cat Tricks**

### **Basic Tricks**

Once you have mastered the basics of positive reinforcement and clicker training, you can start teaching your cat some basic tricks. Some good tricks to start with include:

- Sit
- Stay
- Come
- Shake
- High five

To teach your cat a basic trick, follow these steps:

1. Choose a high-value treat that your cat loves.
2. Hold the treat in front of your cat's nose and lure them into the desired position.
3. As soon as your cat performs the desired behavior, click the clicker and give them the treat.
4. Repeat steps 2 and 3 until your cat consistently performs the trick.

5. Once your cat has mastered the trick, you can start fading out the treat and using verbal praise instead.

## **Advanced Tricks**

Once your cat has mastered the basic tricks, you can start teaching them some more advanced tricks. Some good advanced tricks to try include:

- Play dead
- Roll over
- Walk on a leash
- Jump through a hoop
- Retrieve objects

To teach your cat an advanced trick, follow these steps:


1. Break down the trick into smaller steps.
2. Start by teaching your cat the first step of the trick.
3. Once your cat has mastered the first step, move on to the next step.
4. Continue teaching your cat the trick one step at a time until they have mastered the entire routine.
5. Once your cat has mastered the trick, you can start fading out the treats and using verbal praise instead.

## **Troubleshooting**

If you are having trouble training your cat, there are a few things you can try:

- Make sure you are using high-value treats that your cat loves.
- Be patient and consistent with your training.
- Click your clicker at the exact moment that your cat performs the desired behavior.
- Break down advanced tricks into smaller steps.
- If you are still having trouble, consult with a professional cat trainer.

Training your cat to do tricks can be a fun and rewarding experience for both of you. With patience, dedication, and positive reinforcement, you can teach your cat amazing tricks that will amaze your friends and family. So what are you waiting for? Get started today!




## How to Train Your Cat to do Tricks by Maggie Weldon

★★★★☆ 4 out of 5


Language	: English
File size	: 369 KB
Text-to-Speech	: Enabled
Screen Reader	: Supported
Enhanced typesetting	: Enabled
Print length	: 8 pages
Lending	: Enabled





## **Completely Unputdownable Serial Killer Thriller: Detectives Kane and Alton**

Prepare yourself for an electrifying thrill ride with Detectives Kane and Alton, a serial killer thriller that will consume you from the very first page....



## **The Likeness: A Spine-Chilling Crime Novel by Tana French**

Step into the Shadows of a Twisted Investigation Tana French, the acclaimed author of the Dublin Murder Squad series, weaves a complex and haunting tale in her gripping...