


# Mastering the Craft of Nonfiction: A Comprehensive Guide to Writing Informative Pieces



## Nonfiction Craft Lessons: Teaching Information Writing

**K-8** by JoAnn Portalupi

★★★★☆ 4.4 out of 5

Language : English

File size : 1626 KB

Text-to-Speech: Enabled

Word Wise : Enabled

Print length : 148 pages

Lending : Enabled

Screen Reader: Supported

FREE

DOWNLOAD E-BOOK



## : Unveiling the Power of Nonfiction

In today's information-driven landscape, the ability to craft compelling and informative nonfiction writing is a crucial skill. Nonfiction writing allows us to explore and share knowledge, inspire critical thinking, and bridge the gap between the written word and the world around us.

This comprehensive guide will delve into the nuances of nonfiction craft, providing educators and writers alike with practical lessons and expert insights to enhance their information writing abilities. From exploring the foundations of nonfiction writing to mastering the art of storytelling, this guide will empower you to create informative and engaging pieces that captivate readers.

## **Section 1: Establishing a Solid Foundation**

### **1.1 Defining Nonfiction and Its Key Elements**

Nonfiction writing is a diverse genre that encompasses a wide range of writing styles, from journalistic pieces to scientific reports and historical narratives. Its primary purpose is to convey accurate and objective information, engaging readers with real-world events, ideas, and perspectives.

Essential elements of nonfiction writing include:

- Factual accuracy and reliability
- Clear and concise language
- Logical organization and structure
- Appropriate supporting evidence

### **1.2 Understanding the Craft of Information Writing**

Information writing, a specific type of nonfiction, aims to inform and educate readers on a particular topic. It requires a clear understanding of the subject matter and the ability to present information in a structured and accessible manner.

Key characteristics of effective information writing include:

- Clarity and precision in conveying facts
- Logical flow of information
- Effective use of visual aids

- Objectivity and balance in presenting viewpoints

## **Section 2: Developing Nonfiction Writing Skills**

### **2.1 The Art of Storytelling: Engaging Your Audience**

Effective nonfiction writing often incorporates storytelling techniques to engage readers and make complex information more relatable. Storytelling can be achieved through:

- Using vivid imagery and sensory details
- Creating compelling characters and narratives
- Weaving personal anecdotes and experiences

### **2.2 Mastering Structure and Organization**

Clear organization is crucial for effective information writing. Writers should employ coherent structures to guide readers through complex topics. This can include:

- Establishing a clear with a hook and thesis statement
- Organizing information into logical sections and paragraphs
- Using transitions to connect ideas and ensure smooth flow
- Providing a concise that summarizes key points and leaves a lasting impact

### **2.3 Supporting Evidence and Credibility**

Credible nonfiction writing relies on accurate and verifiable information. Writers should use appropriate evidence to support their claims, including:

- Citing reliable sources such as books, articles, and interviews
- Using statistics, data, and examples to illustrate points
- Including contrasting viewpoints to demonstrate objectivity and balance

## **Section 3: Teaching Information Writing in the Classroom**

### **3.1 Engaging Students through Real-World Connections**

To effectively teach information writing, educators can connect lessons to real-world scenarios and current events. This can foster student interest and make the learning process more relevant.

Examples include:

- Analyzing news articles to identify writing techniques
- Conducting research projects on historical events or scientific concepts
- Debating current issues and developing informed opinions

### **3.2 Differentiating Instruction for Diverse Learners**

To cater to diverse learning styles, educators can employ differentiated instruction techniques. This may involve:

- Providing various text formats and resources
- Offering flexible writing tasks and assignments
- Creating scaffolds and support systems for struggling students

### **3.3 Assessment and Feedback for Continuous Improvement**


Effective teaching requires ongoing assessment and feedback. Educators should:

- Establish clear assessment criteria
- Provide constructive and specific feedback on student writing
- Encourage students to self-assess and reflect on their progress

## : Empowering Writers and Educators

By mastering the craft of nonfiction writing and effectively teaching information writing skills, educators and writers alike can equip individuals with the tools to communicate knowledge, shape opinions, and navigate the ever-evolving information landscape.

Remember, nonfiction writing is not merely about conveying facts but also about engaging readers, fostering critical thinking, and inspiring action. Embrace the lessons and insights shared in this guide to elevate your nonfiction writing and empower your students to become confident and effective communicators.



## Nonfiction Craft Lessons: Teaching Information Writing

**K-8** by JoAnn Portalupi

★★★★☆ 4.4 out of 5

Language : English

File size : 1626 KB

Text-to-Speech : Enabled

Word Wise : Enabled


Print length : 148 pages

Lending : Enabled

Screen Reader : Supported


FREE

DOWNLOAD E-BOOK



## Completely Unputdownable Serial Killer Thriller: Detectives Kane and Alton

Prepare yourself for an electrifying thrill ride with Detectives Kane and Alton, a serial killer thriller that will consume you from the very first page....



## The Likeness: A Spine-Chilling Crime Novel by Tana French

Step into the Shadows of a Twisted Investigation Tana French, the acclaimed author of the Dublin Murder Squad series, weaves a complex and haunting tale in her gripping...